

Model	Description	Number	Unit Price	Width IN MM	Depth IN MM	Height IN MM	Weight LB KG	Volume FT ³ M ³
-------	-------------	--------	------------	-------------------	-------------------	--------------------	--------------------	---

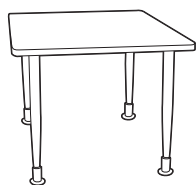


MULTI-PURPOSE TABLE

Note PLEASE SPECIFY all substitutions and options

- **Multi-purpose Table (Tablets NOT included)**
- Decorative Table for use with Dual Arm and fixed arm tablets.
- Minimum Table top size 36"W x 42"W.
- Comes c/w pre-drilled metal inserts to accept 4 metal Tapered Legs.
- **Tapered Legs (included in this pricing).**
- Tapered Leg offers an adjustable Black levelling glide with 1.5" travel for levelling.
- Tapered metal Leg and Fixed wheelchair tablet metal components are standard in Black (BLK). Legs are also available in Toast (TOA), Platinum (PLT), Tungsten (TUN), and Storm Grey (SOG) paint finishes, please specify.
- **NOTE:** This table size allows for two Dual arm wheelchair Tablets to be installed on the 42" wide sides and Fixed Arm wheelchair tablets to be installed on 36" side if required.
- **Tops will be pre-drilled with metal inserts to accept above described tablets as standard**
- Tablets are ordered separate and can be added at any time.
- Laminate Table available in Thermally Fused Laminate (LP) or High Pressure Laminate (HP) see previous note page at start of this section for color options.
- Standard with coordinating 3mm PVC edge. For Black PVC edge, please specify (PB) **no upcharge.**
- Hardware for assembly is included.

Multi-Purpose Table



Multi-Purpose Table LP Top

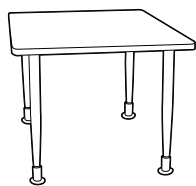
GCHAMTL

816

36	42	29	59	4.1
914	1067	737	26.8	0.12

Multi-Purpose table 36" x 42" Top in Thermally Fused Laminate (LP), 3mm PVC Edge, c/w tapered legs and pre-drilled inserts for GC3-NUG wheelchair tablets on 36" wide side and / or EZ-Lift wheelchair tablet on 42" wide ends.

2 cartons



Multi-Purpose Table HP Top

GCHAMTH

983

36	42	29	59	4.1
914	1067	737	26.8	0.12

Multi-Purpose table 36" x 42" Top in High Pressure Laminate (HP), 3mm PVC Edge, c/w tapered legs and pre-drilled inserts for GC3-NUG wheelchair tablets on 36" wide side and / or EZ-Lift wheelchair tablet on 42" wide ends.

2 cartons

E-Z LIFT DUAL ARM TABLET

Note PLEASE SPECIFY all substitutions and options

- **Dual Arm Height Adjustment Mechanism with Tablet Surface.**
- Decorative Dual Arm **Height Adjustable** Tablet size is 13"D x 36"W as standard.
- Smooth, streamlined tubular frame design eliminates pinch points during operation.
- Tablet Range of adjustment 21"H to 36"H from floor.
- Tablet is easily adjusted up or down by use of a single paddle actuator.
- Tablet remains level during adjustment and has a positive locking, smooth counterbalanced operation through use of a gas cylinder.
- **Guard at back of tablet prevents items from falling to the floor.**
- Allowance between arms is 22.5" for use with wheelchairs.
- E-z-Lift Tablet mechanism standard finish is Black only. Tungsten (TUN), Platinum (PLT), Toast (TOA), Storm Grey (SOG) available on special request.
- Laminate Tablet available in Thermally Fused Laminate (LP) or High Pressure Laminate (HP).
- Standard with coordinating 3mm PVC edge. For Black PVC edge, please specify (PB) **no upcharge.**
- Hardware for attaching to table is included.

E-z Lift Dual Arm Tablet



36" EZ Lift Dual Arm Tablet LP

GC3-DATL


670

36	13	8	31	4.9
914	330	203	14.1	0.14

36"W x 13"D Height Adjustable Tablet Surface and Dual Arm Mechanism in Thermally Fused Laminate surface (LP), 3mm PVC edge.

Note EZ-Lift Tablets must be separated by 36" table width to function properly and provide appropriate stability. Fits on 42" side of Multi-Purpose table only.

2 cartons

Model	Description	Number	Unit Price	Width IN MM	Depth IN MM	Height IN MM	Weight LB KG	Volume FT ³ M ³
E-z Lift Dual Arm Tablet								
	36" EZ Lift Dual Arm Tablet HP 36"W x 13"D Height Adjustable Tablet Surface and Dual Arm Mechanism in High Pressure Laminate surface (HP), 3mm PVC edge. Note EZ-Lift Tablets must be separated by 36" table width to function properly and provide appropriate stability. Fits on 42" side of Multi-Purpose table only.	GC3-DATH	821	36 914	13 330	8 203	31 14.1	4.9 0.14
2 cartons								

FIXED ARM TABLET

Note PLEASE SPECIFY all substitutions and options

- **Fixed Height Tablet and Connecting Bracket**
- Laminate Tablet available in Thermally Fused Laminate (LP) or High Pressure Laminate (HP).

Fixed Arm Tablet



Fixed Arm Tablet	GC3-NUG	234	24 610	10 254	1.13 29	15 6.8	0.8 0.02
GC3-NUG - Attachable Tablet style dining extension for wheel chairs. Thermally Fused Laminate, PVC Edge. Steel Mounting Bracket available in Black (BLK), Tungsten (TUN), Storm Grey (SOG), Platinum (PLT) and Toast (TOA). Will fit on any minimum width of 36" side of dining room Table / Multi-purpose tables.	GC3-NUGH	258	24 610	10 254	1.13 29	15 6.8	0.8 0.02
GC3-NUGH - Attachable Tablet style dining extension for wheel chairs. High Pressure Laminate, PVC Edge, Steel Mounting Bracket available in Black (BLK), Tungsten (TUN), Storm Grey (SOG), Platinum (PLT) and Toast (TOA). Will fit on any minimum width of 36" side of dining room Table / Multi-purpose tables.							

1 per carton

TAPERED LEG WITH GLIDE

Note PLEASE SPECIFY all substitutions and options

- **Tapered Leg with Glide**
- Tapered Leg offers an adjustable Black levelling glide with 1.5" travel for levelling.
- Tapered Leg is available in Platinum (PLT), Toast (TOA), Tungsten (TUN), Black (BLK) and Storm Grey (SOG) paint finishes.
- Hardware for assembly is included.

Tapered Leg with Glide




Support leg with glide	LLL291	68	5.25 133	5.25 133	28 711	4.8 2.2	0.52 0.01
LLL291 - One Support leg with glide. Support leg with glide, 1.5" glide range adjustment. 1 per carton. Pricing provided based on single leg.	LLL294	272	5.25 133	5.25 133	28 711	18.4 8.3	2.1 0.06
LLL294 - Set of 4 Support legs with glides Support leg with glide, 1.5" glide range adjustment. 4 per carton. Pricing provided based on four legs.							

TAPERED LEG WITH LOCKABLE CASTER

Note PLEASE SPECIFY all substitutions and options

- **Tapered Leg with Lockable Casters**
- Tapered Leg offers an adjustable Black levelling glide with 1.5" travel for levelling.
- Tapered Leg is available in Platinum (PLT), Toast (TOA), Tungsten (TUN), Black (BLK) and Storm Grey (SOG) paint finishes.
- Hardware for assembly is included.

Model	Description	Number	Unit Price	Width IN MM	Depth IN MM	Height IN MM	Weight LB KG	Volume FT ³ M ³
Tapered Leg with Lockable Caster								
	Support leg with caster	LCL291	68	5.25	5.25	28	4.8	0.52
	LCL291 - One Support leg with caster			133	133	711	2.2	0.01
	Support leg with lockable caster, 1 per carton. Pricing provided based on single leg.	LCL294	272	5.25	5.25	28	18.4	2.1
				133	133	711	8.3	0.06
	LCL294 - Set of 4 Support leg with casters							
	Support leg with lockable casters, 4 per carton. Pricing provided based on four legs. Pricing provided four per package							

PACKAGE A

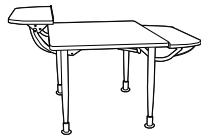
Note **PLEASE SPECIFY all substitutions and options**

PACKAGE 'A' Table Complete with 2 Height Adjustable Tablets

To price out as a complete unit:

- **Table Top pre-drilled.**
- **Metal inserts** for 2 Height Adjustable Tablets & 2 Fixed Tablets.
- **2 Dual arm Tablets.**
- **4 Tapered Legs on glides.**
- All Hardware to be included.

Package A



Package A Table 2 E-Z Tablets - LP

GCHATAL

2156

42

64

29

120.5

13.9

Table & 2 E-Z dual arm Thermally Fused laminate Tablets with Thermally Fused Laminate tops (LP), 3mm PVC Edge. Package details listed above.

1067

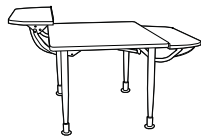
1626

737

54.6

0.39

6 cartons



Package A Table 2 E-Z Tablets - HP

GCHATAH

2624

42

64

29

120.5

13.9

Table & 2 E-Z dual arm Tablets with High Pressure Tops surface (HP), 3mm PVC Edge. Package details listed above.

1067

1626

737

54.6

0.39

6 cartons

PACKAGE B

Note **PLEASE SPECIFY all substitutions and options**

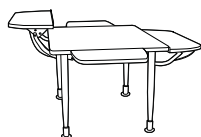
PACKAGE 'B'

Table complete with 2 Height Adjustable & 2 Fixed Tablets.

To price out as a complete unit:

- **Table Top pre-drilled.**
- **Metal inserts** for 2 Height Adjustable Tablets & 2 Fixed Tablets.
- **2 Dual arm Tablets.**
- **2 Fixed Tablets.**
- **4 Tapered Legs on glides.**
- All Hardware to be included

Package B



Package B Table 2+2 Tablets - LP

GCHATBL

2624

64

68

29

135.5

14.4

Table, 2 E-Z dual arm Thermally Fused Laminate Tablets & 2 Fixed Tablets with Thermally Fused Laminate top (LP), 3mm PVC Edge. Package details listed above.

1626

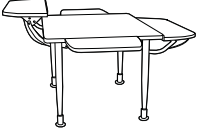
1727

737

61.4

0.41

8 cartons

Model	Description	Number	Unit Price	Width IN MM	Depth IN MM	Height IN MM	Weight LB KG	Volume FT ³ M ³
Package B								
	Package B Table 2+2 Tablets - HP Table, 2 E-Z dual arm High Pressure laminate Tablets & 2 Fixed Tablets with High Pressure Top (HP), 3mm PVC Edge. Package details listed above.	GCHATBH	3141	-	-	-	-	-
8 cartons								