

Q U A L I T Y O F L I F E P R O D U C T S™



for an  
**enhanced**  
 level of wellness



GC3741  
 Lounge Chair

**SLEEPER CHAIRS**

- At-Eez ..... 2-3
- Sleepy ..... 4

**LOBBY + LOUNGE**

- Careflex Series ..... 15
- Chapter Series ..... 5
- Moducare ..... 15
- Traditional Care Seating  
 + Occasional Tables ..... 5-9
- Wellness Series ..... 10-11
- York (+ Flexback) Series ..... 12-14

**ARMCHAIRS**

- Comet ..... 19
- Dinah ..... 17
- Ellis Beam ..... 19
- Heather ..... 16
- Massey ..... 17
- Ryan ..... 17
- Sonic ..... 18
- Sonic Beam ..... 18

**STORAGE CABINETS** ..... 20-21

**DINING TABLES** ..... 22-23

Whether your needs are for hospital or long term care facilities, Globalcare products provide quality furniture solutions that are compliant to the demands of the healthcare industry.

Globalcare is your single source for all your furniture requirements, we can accommodate all your needs whether they are for clinical and emergency waiting areas, laboratories, patient rooms, resident rooms or administration, nursing stations or lounge areas, lobbies or dining room and cafeteria areas.



Globalcare provides furniture that passes very strict healthcare guidelines. As you know, furniture can trap all sorts of bacteria from many different sources. Globalcare has invested in an appropriate response by providing moisture proof, moisture resistant and latex free upholstery options and offers features such as anti-microbial, anti-bacterial, anti-fungal and stain resistancy characteristics to allow your furniture to age more gracefully.

The catch-all areas, typically found in conventional furniture have been eliminated in Global Care products and parts have been designed to be removable, such as seat cushions, so that fluid spills may run-off rather than be absorbed and then contaminate.

For an enhanced level of wellness... choose Globalcare products that will remain in service for many years, providing a good return on investment as well as a health compliant environment.

**BOARDROOM**

- ConnecTABLE ..... 25
- Nutcracker ..... 24

**TABLES**

- AT Table ..... 24
- Folding Table ..... 24

**OFFICE SEATING**

- Azeo ..... 25
- File Buddy Stools ..... 25
- Dexter/Dexter Plus ..... 25

- Malaga ..... 25
- Malaga Stool ..... 25
- Minotaur Stool ..... 25
- Minotaur Task Stool ..... 25
- Obusforme ..... 25
- Obusforme Stool ..... 25

**OFFICE SYSTEMS + RECEPTION**

- Correlation ..... 27
- Divide (with Adaptabilities) ..... 28
- Divide (with Correlation) ..... 26-27

**FILING +  
 COMPUTER ACCESSORIES** ..... 29



At-Eez is a lounge chair that converts instantly into sleeping accommodation with a storage capability for blankets and pillows. Available with upholstered or wood armcaps to best suit your design and comfort needs. High density foam is used on sleeping platform for a more comfortable sleep.

## spacious fold out mattress



GC3778  
Upholstered arms



GC3779  
Wood arms




GC3779 Open



**Casters** Eight double wheel casters for easy mobility with locking feature on four casters, to position in place.



**Loop Handle** Pull loop positioned at the top for easy conversion back into a lounge chair.



**Storage** Storage compartment for pillows and blankets when in lounge position.




comfort  
durable thick foam



GC3752 Traditional Care  
Two seat sofa



GC3751 Traditional Care  
Lounge chair



**Lawson arm** Soft radius edges are user friendly and stylish in appearance.



**Wood feet** Wood block feet in your choice of finishes.

**Traditional Care** (shown above) sofas are available with the classic "Lawson" arm design. The seat cushions are removable for easy cleaning. Available in a lounge chair or two seater model.

**Chapter** (shown below) A contemporary style lounge series with wood armcaps give Chapter a unique and functional appearance. Chapter is compact and has removable seat cushions with a replaceable cover.




GC3743 Chapter  
Three seat sofa




GC3741 Chapter  
Lounge chair

GC3742 Two Seater is also available.


Sleepy is a lounge chair that accommodates one adult and child. Sleepy converts into a bed for an individual user. The seat cushion is removable to provide easy access to fold-out bed. The mattress cover is reversible and is moisture resistant and fire retardant. Sleepy has a 4" high density foam mattress that provides extra sleeping comfort.



**Casters** Two casters on back facilitate placement of chair within a room.




**Sleepy** (Detail A + B) converts into a bed by removing seat cushion and pulling out mattress.





A



B

**Queen Anne & Chippendale legs**

(Detail A + B) Available with Camelback and Wingback Traditional Care models.



**Seat cushions**

Integrated seat cushion with lacquered wood frame is open below to allow moisture and spills to run-off.

Traditional Care offers a variety of styles for reception areas, lounge or room applications. Wingback and Camelback sofas provide classic timeless designs with removable seat cushions for cleaning. Extra lumbar contour for good body support and an enhanced level of comfort. Traditional Care is proportionately designed for seniors. Choose Chippendale or Queen Anne legs to match your furniture decor.



GC3787  
Wing back armchair  
with Queen Anne legs



GC3787C Wing back armchair  
with Chippendale legs



GC3788 Wing back  
two seat sofa



GC3781 Full scale Camel  
back lounge chair



GC3782 Full scale Camel  
back two seat sofa



GC3783 Full scale Camel  
back three seat sofa



**Armchairs** Traditional Care armchairs accent reception areas in a hospital or long term care facility and provide good back support with an upright positioned back. Traditional Care armchairs are available with a high or low back, removable seats and upholstered or wood armcaps.

**Occasional Tables** Over 60 models are available for Global Care Occasional tables. Choose from a variety of top designs: square, rectangle, round or oval in either wood or laminate construction. Select a style of leg that best suits your décor: Tapered, Chippendale or Queen Anne. There are three table types to choose from: End tables, Coffee tables or Sofa tables.



GC3785 High back  
Martha Washington style armchair  
with upholstered armcaps



GC3776 High back  
Martha Washington style armchair  
with solid wood arms and frame



GC3786 Low back  
Martha Washington style armchair  
with upholstered armcaps



GC3777 Low back  
Martha Washington  
style armchair with solid  
wood arms and frame



GC3780 Armchair



**Queen Anne**



**Tapered**



**Chippendale**

**Details** Occasional tables are available with your choice of legs:  
Tapered, Chippendale or Queen Anne.



GC3761-WQ  
Square Queen Anne End Table  
with wood top



GC3760-WQ  
Rectangular Queen Anne End Table  
with wood top



GC3761-HC  
Square Chippendale End Table  
with high pressure laminate top




GC3760-HC  
Rectangular Chippendale End Table  
with high pressure laminate top



GC3761-HT  
Square End Table with tapered legs  
and high pressure laminate top



GC3766-HC  
Rectangular Chippendale Sofa Table  
with high pressure laminate top



**Four Position Back**  
(Optional) Some models have a four position back adjustment for a more relaxed angle of recline.



**Three Position Seat**  
(Optional) Three position seat angle allows for good body positioning.



**Padded Armrests** (Optional)  
Padded armrests are available for additional softness and comfort and are removable for easy cleaning.

Wellness Series is most appropriate for patient, lounge, visitor or guest applications. Wellness Series is constructed from heavy duty frames of Oak or Maple hardwood providing a longer lasting product. Three different seat cushions for desired level of thickness and comfort. Non-rust nylon zippered covers facilitate easy maintenance and replacement. All seats are removable and replaceable. Self-draining seat prevents puddling of fluids from spills. Radius front edge on seat cushion design allows for good lower leg circulation.




**GC7530-25**  
Collapsible upper back for easier access to assist patient in and out of chair

**GC7537 Ottoman**  
Neutral position; angled down ottoman for a relaxed leg positioning



**GC-M Neck cushion**  
An optional neck cushion attaches onto Wellness Series chairs for extra comfort.



**GC7538 Chair Tray**  
An optional chair tray attaches onto Wellness Series chairs creating a flat surface for eating or reading.



**GC7511-25** Rocking chair




**GC7534** Armchair



**GC7533** Nesting chair

back support  
lumbar



GC7524



GC7520-2 Medium back two seat sofa



GC7520-23 Low back armchair



GC7520-21 High back armchair Available with neck cushion (GC-M) for extra support and comfort (optional)



GC7523-21 High back rocking chair Available with neck cushion (GC-M) for extra support and comfort (optional)



GC7524 Armchair




GC7525 Side chair

The York Series has a sturdy heavy duty wood frame and is compact in size making it space efficient and easily integrated into any room. Thick foam seats make the York Series a great choice for comfort. The pronounced lumbar contour helps provide extra support to your back. Matching rocker and tables are available to complete your setting requirements.




**Three Position adjustable seat angle** (Optional) allows for good body positioning.



**Four Position adjustable back angle** (Optional) is available for a more relaxed sit.





Flexback in motion.

**Flexback** Introducing a Flexback from the York Series. York Series offers a unique flexback design that allows the back to float for individual users creating a new type of rocking chair that provides comfort and good support. Available on models: GC7527, GC7522 and GC7524-FLX.



GC7527  
Medium back two seat  
sofa with two Flexbacks



GC7522  
Medium back armchair  
with Flexback



GC7524-FLX  
Armchair with Flexback



GC7572 Sofa

GC7585 W Ottoman



GC7571 B Armchair



GC7596 W Table

**Moducare** (shown above) focuses on the patient's comfort and healthcare needs. Moducare's slight sloping seat cushion with space between the back rest allows any liquid spillage to flow away quickly. Constructed of hardwood for strength and durability. Available with open arm frame or fully enclosed and upholstered. Matching tables available.

**Careflex** (shown below) provides a durable steel frame and floating back. Arms feature overlapping armrests making it easier for user to get in and out of chair by providing an easy grasp. A neck cushion is optional for the GC7605.



Overlapping armrests.



GC7605 High back armchair  
Square back



GC7601 Low back armchair  
Square back



GC4895 Low back armchair  
Round back



wood classic trim



GC3796 Massey



A contemporary Slim line design makes Heather compact and stylish for a variety of different environments. Please refer to model GC3761-HT table on Page 9 for matching table option. Other sizes and shapes available.

Globalcare offers a wide range of armchairs with different designs and features for reception, room and dining applications in a hospital or long term care facility.



GC3770 Heather  
High Back Lounge Chair



GC3771 Heather  
Low Back Lounge Chair



GC3796 Massey



GC3797 Ryan



GC3798 Dinah




GC3799 Dinah



Radius arm.



Closed arm.



Removable seat cushion.



**Massey** A contoured style wood braced frame with padded seat & back make Massey very durable and comfortable. Massey has a separate seat and back making it easier to clean.




**Ryan** has a full length radius rounded armrest for a soft and durable look. Braced frame for extra strength and durability.



**Dinah** European styling café style dining chairs with overlapping armrests. Available with an upholstered or slat back. Hardwood Maple frame in a variety of finishes.



GC3799 Dinah



**Sonic** is ideal for meeting rooms, offices, reception areas and cafeterias. The molded seat and back offer exceptional durability and ease of cleaning. Available with an upholstered seat and back, and four shell colour options.

**Sonic Beam** is a durable and affordable way to furnish any public or reception area. A choice of polypropylene or upholstered seats and backs offer the customer the opportunity to select the treatment and style that is appropriate for a hospital application. Seating and table units can be placed in any order along the beam and upholstered inserts are replaceable for long term maintenance.

**General Beam Seating** Regimented seating that does not move. Beam seating is easy to maintain. Table and seat options are available to make the perfect grouping you require to fit in hospital reception or waiting areas.

**Ellis** is designed for heavy traffic areas making this beam seating ideal for hospital reception and waiting areas. Chairs are fully upholstered with or without chrome arms and black armrests. Join chair beams with a 90° corner beam and add a corner table.

**Comet** A durable stacking chair suitable for reception or waiting areas and cafeteria settings.



6513 Sonic Stacking Armchair. Polypropylene seat and back.

6514 Sonic Stacking Armchair. Upholstered seat with Polypropylene back.

6500S4 Sonic Beam with 3 upholstered seats and 6507 tabletop.



Ellis

2171 Comet



**Steel Bedside cabinets** are available with adjustable glides for leveling. Model #'s GC98PDR, GC98PBDR and GC98P3B are available with higher adjustable legs for easy cleaning. Available with soft pull handles which have a user friendly grip. Choose from a variety of drawer sizes and high pressure overlapping laminate tops with PVC vinyl "T" molded edge. It's ideal for hospital settings.

**Steel Bedside Dresser** is available with a soft pull handle for easy gripping. Available with a high pressure laminate top in a selection of colours to best suit your room décor.

**Long term care Steel Storage Cabinet** is ideal for coats, robes and shoes. Available with four adjustable shelves for storage of smaller items.



**Soft pull handle** Available on all Dressers and Storage Cabinets for easy grip.



**Cabinet Legs** Steel bedside cabinets have height adjustable legs.



**Laminate top** Overlaps surface of cabinets for a softer touch and look.

Steel Bedside Dresser



GC98-SD

Steel Bedside Cabinets



GC98-DR



GC98-PDR



GC98-PBDR



GC98-P3B

Steel Storage Cabinet



GC98-WR




Chairs shown above are GC7524



GC3-42L Dining Table with Laminate top

Globalcare provides dining tables that are ideal for cafeteria and room settings for long term care facilities and hospitals. GC3-42L table is wheelchair accessible and the tablet can be attached on any side as required. GC7505 table has a partial split apron for easy access on all sides by user. Partial apron allows user to get closer to table for eating or playing cards.



**Tablet** (optional)  
for GC3-42L



GC7505 Dining Table with split apron



Nutcracker closed

3141-3 Supra

**Nutcracker** (shown above) Multi-function meeting room table can be used in open position as shown above or in closed position. Very versatile for hospitals and long term care facilities.

**Folding Table + AT Table** (shown bottom right). Folding table (FT60) is available in a variety of rectangular sizes as well as a five foot round to respond to your tabling needs for the function at hand. AT table (AT6030) is a durable, affordable and practical table that meets the needs of a temporary or permanent utility, multi-purpose or cafeteria application.

**ConnectTABLES** (shown top right) ConnectTABLES is a highly flexible modular system of linking and freestanding tables. A wide variety of top shapes provide endless solutions for the changing needs in a hospital or long term care facility boardroom or meeting room. The groupings are quick and easy to setup or reconfigure when needs change. For a complete listing of ConnectTABLES configurations, please refer to our current Brochure and Price List.



FT60 Folding Table



AT6030 AT table

**Seating** (shown right) Global's office chairs can fill many hospital applications including Nursing stations, boardrooms, private and general offices. 24 hour rated chairs are also available.

Global offers a complete line of Industrial stools (shown right) that are available with Polypropylene seats and backs for easy cleaning or Anti-microbial fabric and vinyl which meet the demands of many hospital areas and laboratories.



ConnectTABLES



3141-3 Malaga Series



4432-TD Obusforme Series



2051-6 Azeo Series



2432-16 Dexter Series (24 hour chair)



2433-16 Dexter Series (24 hour chair)



3146-6 Malaga Stool



4482 Obusforme Stool (Arm)



1110 File Buddy  
1105 File Buddy



9625 Minotaur Stool



9691-64 Minotaur Task Stool



Correlation components are shown in Avant Honey, Divide panels are fabric and glazed

# divide

adaptable panel system

**Correlation + Divide** Divide is a modular desk-mounted panel system that can be field installed on Correlation square edge desking components. The varying heights of the vertical stacking panels provide semi-private to private work areas. Panels are available as fabric, glazed or laminate partitioning in an array of heights and widths.

DIVIDE is easy to specify on Correlation components:

- Choose the desired panel height/width and its corresponding height divider post(s)
- Panels are available in 12"-18"-24"-36" heights and can be stacked to produce heights of 12"-18"-24"-30"-36"-42" for a wide variety of configurations
- Laminate panels offer an optional wire access cut-out at the bottom of each panel and can be finished in all Correlation laminates



9136P-5FIH Fixed Fronts



9136P-4FIH Fixed Fronts



9136P-3FIH Fixed Fronts



9136P-2FIH Fixed Fronts

Global provides office furniture that can cater to many different hospital applications: Nursing stations, private offices and administrative areas. Modular furniture responds to the changing requirements more readily.


**Adaptabilities + Divide** are ideal for Nursing stations and open concept layouts. Divide™ is a modular desk-mounted panel system that can be added to most Global desk series. Divide™ is easy to specify with so many size and panel finish options. Depending on one's needs, individual work areas can be created to be semi-private using glazed panels for reception or nurses stations in a hospital setting or visually private using laminate and fabric panels for more private office applications. Divide™ can be combined with Adaptabilities™ to create almost any type of configuration imaginable. For more information please refer to the Divide and Adaptabilities brochures.




**9100 Plus** (shown above) The 9100 Plus series Filing Cabinets feature a looped full pull. All fixed front lateral file drawers hold letter, legal and A4 metric file sizes with side-to-side hanging file bars to accommodate various filing needs in reception/nurses stations and offices in a hospital or long term care facility.

**Multi-Stor** (shown top right) A Multi-Stor cabinet. Two adjustable shelves, two locks (keyed alike) one set of side-to-side hanging file bars. For Multi-purpose filing capabilities: office and/or healthcare supplies.

**Obusforme Computer Accessories** (shown below) promote an ergonomically healthy working environment for office related administrative tasks within a hospital or long term care facility setting.



**OBUSFORME® Monitor Stand** with inline Document Holder reduces the likelihood of eyestrain, headaches and neck discomfort.



**OBUSFORME® Keyboard Support** reduces reaching and awkward postures thus reducing the potential for shoulder, hand, arm and wrist discomfort.



**OBUSFORME® Footrest** helps relieve strain on your lower back and legs.





Globalcare is a division of Global with a dedicated focus to healthcare furniture. Along with Global Upholstery products, Globalcare is a prime source provider of furniture for hospitals and long term care facilities.



**Global - Canada**  
The Global Group, 1350 Flint Rd., Downsview ON Canada M3J 2J7  
Sales & Marketing: Tel (1-877) 446-2251  
Customer Service: Fax (800) 361-3182  
Government Customer Service: Fax (416) 739-6319

**Global - U.S.A.**  
17 West Stow Road P.O. Box 562  
Marlton New Jersey U.S.A. 08053  
Tel (856) 596-3390 (800) 220-1900  
Fax (856) 596-5684

**Global - International**  
560 Supertest Road Downsview  
Ontario Canada M3J 2M6  
Tel (416) 661-3660  
Fax (416) 667-1821

**GGI Office Furniture (UK) Ltd.**  
Global Way Darwen  
Lancashire UK BB3 0RW  
Tel +44(0) 1254 778500  
Fax +44(0) 1254 778519

Visit us on the World Wide Web at [www.globaltotaloffice.com](http://www.globaltotaloffice.com)

Offices throughout Canada, United States, United Kingdom, France, Australia and Brazil. Distribution around the world. A member of the Global Group.